



© 1989

The Lens and Eye

North Bethesda Camera Club

Volume 43 Number 5

<http://www.nbccmd.org>

Editor: Tom Sullivan: nbccleandeye@yahoo.com

January, 2008

Calendar

January, 2008

- 8 PCR: 7:00 pm.
- 9 Competition Night: 7:30 pm.
Judge: Elis Rosenberg.
Hospitality: Melissa Clark, Ira Adler
and Beth Wieczorek.
- 14 Photo Critique: 7:30pm; Mason's
- 16 Board Meeting: 7:30 pm; Mason's.
- 17 Craft of Photography 7:30 pm; Mason's
- 23 Workshop: 7:30 pm.
Guest: Evelyn Jacob, Photoshop.
Hospitality: Jessica Stansbury McCargo
and John Burgess.
- 26 Field Trip: Udvar-Hazy.
- 30 Program: 7:30 pm.
Guest: Henry Ng.
Hospitality: Shereen Kopp,
Donald Martell and David Davidson

February, 2008

- 5 PCR: 7:00 pm.
- 6 Board Meeting: Hoffman's: 7:30 pm.
- 13 Competition Night: 7:30 pm.
- 20 Workshop: 7:30 pm.
- 27 Program: 7:30 pm.
- tbd Photo Critique; 7:30 pm, Kent Mason's.
- tbd Craft of Photography 7:30 pm; Mason's
- tbd Field Trip; National Building Museum.

Competition Assignment:

Yin/Yang

Two subjects with contrasting characteristics captured in a single image. May be either realistic or abstract. Altered: The relationship between the two subjects must be created by making a collage from two shots. (Must have been taken on or after June 1, 2006).

Happy New Year!



January 23 Workshop Photoshop Workflow and Techniques

Evelyn Jacob

On Wednesday, January 23, the workshop evening will focus on Photoshop--with demonstrations and discussion led by several NBCC members. We think this Photoshop workshop will have something for Photoshop experts through newbies alike.

Two NBCC members (Tatiana Watson and Don Martell) will each use one of their images to share their workflow from capture, through processing raw images and Photoshop work, to preparation for printing. Tatiana is known throughout the club for her highly creative and artful altered images. Don, a new member to

Cont'd on p.4

NBCC Snow/Inclement Weather Policy

Our regular meetings and workshops will **usually** be cancelled if snow or inclement weather has caused the cancellation of Montgomery County Schools. **However**, if conditions have improved considerably before meeting time, they may be held. If you are uncertain call one of the officers of the club listed on page 2 of the orange booklet or on the back page of the newsletter, or check the NBCC web site for the status www.nbccmd.org.

Henry Ng at Program Night

Nancy Garwood

Henry Ng was born in China and was raised in Hong Kong. He immigrated to the United States at the age of 18 in 1968. Henry is an international well known photographer and has been involved in photography for more than 35 years. His interest in Photography started when he was 13 years old and he particularly likes photographing people, landscapes, human-interest subjects, nature, sports and creative work. He is actively participating in the *International Exhibition of Photography* competitions (also known as an *International Salon*) from all over the world and has an exceptional international competition record. He was ranked among the top exhibitors in the world in the *Who's Who in Photography* published by Photographic Society of America (PSA) numerous times. These honors include 5th in the

Cont'd on p.4

What's Inside

Member Profile	2
Evaluating the Experimental Year	3
Splinters From the Board	5
Field Trip; Udvar-Hazy	6
Lending Library Inventory	7
Sandy Spring Exhibit Update	9
Nature's Best Contest	10
December Competition Results	12

Member Profile

Text and photo by Jean Hanson



Angelique Raptakis

As far back as her mind can stretch, Angelique Raptakis remembers being intrigued by photography and the possibilities offered by the photo image. As a child, she perused the albums of her grandparents which gave her a sense of her family and of their life in Greece before they settled in America.

Her father was an avid slide photographer and documented travels and family life. He met and married Angelique's mother in Greece where he was stationed with the U.S. Air Force. After returning to America, the couple had three children, two girls and a boy, of which Angelique is the youngest. They still reside in Silver Spring and celebrate every holiday with their children. About two years ago, Angelique purchased a house of her own, in the same neighborhood in which she was raised.

Angelique attended Good Counsel High School and, upon graduation, matriculated at the University of West Virginia in Morgantown. She liked the geography of the state and of the Morgantown area, a strong motivation in her

choice of colleges. She received her BA in Psychology in 1999.

After graduation, she began working two jobs. During the day, she was a logistics coordinator for a government contractor, Capital Consulting Corporation. In the evenings, she worked for the Montgomery County Department of Corrections, Pre Release Services, assisting case workers. After an arduous year, Capital Consulting "won out" by offering Angelique a job as an event planner and also the title of "official photographer." Since their clients often needed portraits of their executives or group photographs of event attendees, Angelique's skills are in demand. Occasionally she even sells images for reproduction in newsletters or on websites.

For this work, she uses a digital camera, a Canon 30 D, recently upgrading to a Canon 1D Mark II N. She uses on-camera flash, a Speedlite 580 EX. She owns both Gitzo and Manfrotto tripods with Kirk Bh-C and Arcatech GV2 ball heads, but doesn't use this equipment as often as she should. She is trying to become more disciplined with it. Mostly she relies on natural light with the occasional help from the Speedlite to allow a quick enough shutter speed to hand-hold her camera.

In her spare time, Angelique has always found plenty of subjects to photograph. In 1993, she purchased a Nikon point-and-shoot to go into her backpack. A friend, her older sister, and Angelique made a trip to Europe, traveling from England, through Holland, France, Germany, Austria, and Italy to finally end up with family in Greece. Although they spoke only English, Greek and a little French, they managed to make their way about, riding Euro rail

and saying in hostels. Angelique documented their journey with her Nikon.

In 2000, she purchased her first "real" camera, a Canon Rebel 2000. With this, she began to do "street photography" in D.C., and captured the sights on a vacation trip to NYC. She also did some event photography for friends and relatives.

Now, one of her main interests is macro photography, particularly portraits of insects. She likes to get very close to them so she can capture their features, colors and textures. For this, she uses a MP-E 65mm 1-5X magnification lens with complete manual focus. She says it takes a lot of patience to get a good image of a bug.

Angelique processes her images with Adobe Camera Raw and in Photoshop CS3. She used to have them printed on MPix.com, but has recently purchased an Epson 3800 to do her own printing. At present, she favors Epson Photo Lustre paper but is eager to experiment with other paper types.

While researching area camera clubs, Angelique discovered the NBCC on the Internet. At that time, the membership was full. A year later, her friend and Club member, Rakesh Malik, encouraged her to attend meetings. She was present at several events last year and became a full member in 2007. She enjoys seeing other peoples' work and learning how differing points of view can effect the images. She also likes the feedback from judges on her images during competition night.

While waiting to join NBCC, Angelique also joined the Silver Spring Camera Club. She is now secretary of this group. Since their members compete only in slides and prints, she is encoura-

ging them to try electronic competition and has received assistance from Tom Field on this project.

Angelique competes in both Novice Color Prints and Novice Electronic. Her image, *Backward Glance* taken at a Renaissance Festival, won first place in November, and was also accepted for the Sandy Spring exhibit in January. A couple more of her images won awards at the December Competition night.

As to her aspirations for a full-time career in photography, Angelique feels that she has the passion and the interest, she just needs more skills. Towards this goal, she is planning to attend a seminar with Rod Planck in Michigan next summer, and a workshop with Tony Sweet in the fall.

Angelique has sold many of the images she has taken at baptisms and weddings. She has a commission coming up soon to do a friend's wedding. She also

sells images taken as part of her day job. Occasionally she sells an image she has taken "just to suit herself" and that, she says, is the most satisfying sale of all.

Angelique tries to see the beauty in her environment, particularly the commonplace that is easily overlooked, from the colors of the setting sun to the intricate patterns in the eye of a butterfly, to the grace of a withering floral bloom. She believes that beauty is everywhere and we can see it once we fully open our eyes.

Evaluating the Experimental Year

Chuck Lee

Last spring the Board voted to use the 2007-2008 Program Year to experiment with consolidating what had been the practice since the Club's inception of holding two consecutive competition nights – the first and second Wednesdays of each month – into one Competition Night per month to be held on the first Wednesday. The second Wednesday then would be used as a Workshop Night devoted to experimenting with different topics and different formats. Feedback forms would be used to help fine tune the events during the year.

The recommendation for the Experimental Year came from a Special Study Committee headed by Evelyn Jacob and composed of Melissa Clark, Joel Hoffman, Kent Mason, Bob Peavy, Tom Sullivan, and Judy Switt. The committee was charged with evaluating how the Club was fulfilling its constitutional purpose and objectives – providing opportunities for learning and exchanging ideas about photography, providing programs and competitions, and offering constructive critiques and suggestions. A survey indicated that 60 percent of the membership supported one competition night per month and provided a wealth of information regarding membership interests.

To evaluate the success of this year's changes in better meeting the constitutional objectives of the Club, the Board at its December meeting approved an ambitious evaluation schedule designed to provide it with the views of an informed membership and other data.

To organize the evaluation process and gather information needed by the Board on issues it would

like to examine, the Special Study Committee was re-activated. A survey of the membership is planned for distribution on March 20, to be turned in by April 11. In the meantime, articles in both the February and March newsletter editions will highlight a number of issues to be considered in the survey from various perspectives. The Board, at its regular February, March, and April meetings will discuss and refine the evaluation process, and then hold a special one-issue meeting on April 30 to make a final decision on the structure of Club programming for Program Year 2008-2009.

In making the final determination, the Board needs to know what the membership thinks regarding not only the changes made this year -- the consolidation of competitions into one night, the Workshop Night experiment, consolidation of Altered Images into only the projection format, time management considerations, etc. – but any others ideas that need to be addressed to improve provided Club services. Members are encouraged to make their views known to the Special Study Committee members over the next few months.

General Motors was once the envy of the automotive world. At times there was even a waiting list to get a Chevy. Unfortunately for GM, its Board did not see the need to change to meet the expectations of the next generation. Taking a different approach, the NBCC Board hopes to keep its ear to the ground and its finger on the membership pulse.



Ellis Rosenberg To Be January Judge

Ira Adler

This is Ellis Rosenberg's first appearance at the North Bethesda Camera Club. An amateur photographer for over 40 years, he is currently Chair of the Reston Photographic Society and is a board member of The League of Reston Artists that includes the RPS. He also currently serves on the board of The Meadowlark Photo Expo. Ellis has been designated as "The Official Photographer" on a number of occasions for diverse groups of people and organizations. He is a recent graduate of The Joe Miller Seminar on Judging, and is eager to put the knowledge gained from the seminar together with his experience as a competition judge. (NBCC's Judy Switt and Roy Sewell are also graduates of the seminar.) Ellis' most recent judging assignments have been with the Gaithersburg Camera Club, the Loudon Photo Club, and the Vienna Photographic Society.

Ellis offers the following criteria that he uses as a camera club judge: *"My first consideration would be conformity with the rules of the competition. Next would be the three C's – craftsmanship, composition and creativity. The judging should be a learning experience for everyone involved, including the judge. Negative aspects should be minimized while focusing on the positive attributes of the work. Originality, uniqueness, feeling, mood and capturing the moment would hold a prominent place in the selection criteria."*

He can be reached at erosenberg@cox.net and at 703-968-7318.



January Workshop (cont'd from p.1)

the club, teaches Photoshop for the Washington School of Photography.

There also will be "how to" demonstrations of some Photoshop techniques. Tatiana and Don will each demonstrate one technique used in their workflow. In addition, Anita Van Rooy will show how she creates her "signature" flower images on a new background and Carol Lee will share the technique to add "glow" to an image, which she learned at a recent Andre Gallant seminar.

Come and see what some of our talented Photoshop users have to share.



Henry Ng (cont'd from p.1)

world in color slides (2004), 1st in the world in Color Slides (2005) and 3rd in the world (1st in North America) in Color Slides (2006). He has received numerous salon acceptances and Gold, Silver and Bronze medals/trophies in these contests. Recently, his image *Fishing Light* was selected by PSA from thousands of images as the image for the PSA's 2008 handy promotion card. Henry has also received photographic honors from many prestigious photographic societies throughout the world including the Photographic Society of New York, Hong Kong Camera Club, Houston Chinese Photographic Society and others.



Adjustments to the 2007-8 Orange Booklet



New e-mail for Willem Bier: wbier@verizon.net.

Hint Found on the Internet

When working with a layer (background layer or a subsequent copy) that has a selection made, "Ctrl-J" duplicates only the selection but "drag-to-duplicate layer-icon" duplicates the entire layer with the selection showing. I use one or the other of those two methods depending on what I'm trying to accomplish.

This is very true. If you have a selection active when you create a new layer from copy (either by choosing Layer > New Layer Via Copy from the menu or by holding Ctrl/Command while pressing J on the keyboard) the new layer will consist of only the selected pixels. While this is helpful in the sense that you can duplicate only the pixels you need (thus helping to reduce the growth in file size), I actually prefer to avoid this process, duplicating the entire layer instead. While this does increase the file size significantly, it also maximizes your flexibility in terms of layer masking.

If you're particularly concerned about file size, you can still use the select and duplicate method to minimize the growth in file size. However, in that case I strongly recommend that you create a very rough selection that includes more of the area than you think you'll need. Then, after duplicating just those pixels add a layer mask to fine-tune the result so you can only see the pixels you really want. This way, if you find out you made a mistake with your original selection or mask, you can always adjust the layer mask instead of having to start over.

December, 2007, Splinters from the Board

Chuck Lee, President

The following were appointed to serve on the Competition Assignment Committee: Roy Sewall (chair), Cynthia Keith, Chris Hanessian, Nikhil Bahl, and Jean Yuan. They will develop the competition assignment topics for Program Year 2009-2010 and report their recommendations to the Board in March.

The following were appointed to serve on the Nominating Committee: Janet Myder Hammack (chair), Nancy Garwood, and Bill Richards. Their slate of officers will be published in the May newsletter. A vote by the membership will be held on Workshop Night, May 14, 2008.

As a result of publishing the new Lending Library policy last month, a number of delinquent loaned tapes and DVDs were returned. A list of the current library inventory is posted on the Club Web site.

Approval was given to a schedule for evaluating the current Experimental Year. Highlights of that schedule are noted in a president's article on page 3.

Board recommended that the jurying process for future Club events be published beforehand so that members would better understand how selections are made.

Board sanction was given to member participation in the March Inter-Club Competition hosted by the Bowie/Crofton Camera Club.

President was given authority to create the special committee position of Inter-Club Coordinator to act as a liaison with other camera clubs and organizations interested in photography. Any member interested in providing Club service in such a position should contact the president.

As a good-will gesture, approval was given for the president to offer the church in whose fellowship hall the Club meets, an opportunity to have its leadership photographed.

There are now 14 on the membership waiting list.



PSA News

Judy Burr, PSA Representative

Since I am on the road, I didn't prepare an article for the newsletter. However, I am happy to announce that our newsletter, *The Lens and Eye* received a PSA Director's Creative Award for Out-standing Features award for Motivational Focus. Congratulations and thanks to our excellent editor, Tom Sullivan. NBCC has been recognized several times over the years for our excellent newsletter. Silver Spring Camera Club received a Second Place award for small clubs while the Delaware Photographic Society won First Place and Bowie-Crofton won Third Place for large clubs. Vienna Photographic Society also received a Director's award for Use of Photography. It is interesting and worthwhile looking at other clubs' newsletters. There are links on our website for some and others can be found by going through the PSA website.

NBCC Member Doing a Photoshop Class

Don Martell will be teaching *Photoshop for Photographers* at the Washington School of Photography starting on January 17, 2008. This a beginner workshop and assumes a minimum familiarity with Photoshop CS3. If interested, contact the WSP at: 4850 Rugby Avenue, Bethesda, MD 20814, (301) 654-1998, web site at: <http://wsp-photo.com/> The workshop is listed under "Workshops" and under that "Digital Specialties." Price: \$350.00

Hint: Action-stopping Rules

To stop action moving across the frame that's perpendicular to the lens axis, you need shutter speeds two stops faster than action moving toward or away from you. For action moving at a 45-degree angle to the lens axis, you can use a shutter speed one stop slower. For example: If a person running toward you at moderate speed can be stopped at 1/125 sec, you'll need a shutter speed of 1/500 sec to stop the subject moving across the frame, and a shutter speed of 1/250 sec to stop him if moving obliquely with respect to the camera.



January Field Trip – Udvar-Hazy Center

January 26, 2007, 8:00 AM



Photo by Carolyn Russo/NASM

The NBCC January Field trip is to the Steven F. Udvar-Hazy Air and Space Annex near Washington Dulles International Airport. This is the companion facility to the Air and Space Museum on the National Mall. The building opened in December, 2003, and provides enough space for the Smithsonian to display the thousands of aviation and space artifacts that cannot be exhibited on the National Mall. The two sites together showcase the largest collection of aviation and space artifacts in the world.



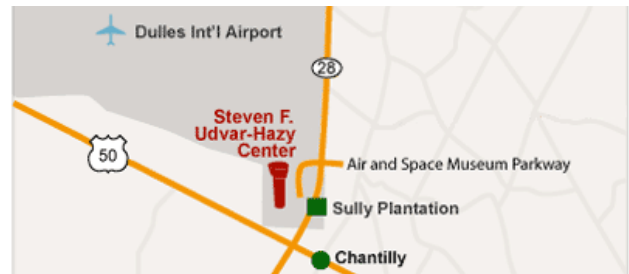
Photo by Dane Penland/National Air and Space Museum

A newer section of the Center is the James S. McDonnell Space Hangar. The centerpiece of the space hangar is the Space Shuttle *Enterprise*. Other space artifacts include the Gemini VII space capsule; the Mobile Quarantine Unit used upon the return of the Apollo 11 crew; and a Redstone rocket.

By special arrangements, NBCC participants will be allowed into the facility 2 hours prior to the facility being opened to the public. We will be the only individuals in the facility during this time period. Tripods will be permitted but only during this 2-hour time period. After 10:00 AM when the public is admitted, tripods will have to be put away, but monopods will be permitted. Flash lighting is permitted

throughout the day. Our escort during this special advanced opening will be Scott Willey. Scott is a full-time docent at the Center, and is a highly acclaimed photographer in his own right. Scott has an intimate knowledge of the Center and all of the artifacts contained there. He will be eager to share information, offer photographic suggestions and answer any questions that may come up.

Directions to the Udvar Hazy Center: From Bethesda: I-495 West (Capital Beltway) to the Dulles Toll Road West (Route 267). Exit the toll road at Route 28 South (Exit 9A) and travel south 3.5 miles. Exit at Air and Space Museum Parkway and follow the signs to the Steven F. Udvar-Hazy Center.



Enter the parking lot at Gate 5, which is the gate furthest to the right. The guard will have a list of the names of participants so he knows the folks are really part of the group. Right after the gate, take the first left and a quick right to get into the parking lot (if you go straight, you will come up in front of the building and will have to drive all around the parking lot in order to get down into the lot.)

Note: Send an email to David Davidson at david@davids-photos.com if you plan to participate. Individuals who have been identified as participants and are on the advanced list of participants will get free parking, others will have to pay the daily parking rate which is \$12.00.

Luncheon Arrangements: At 12 Noon, we will reconvene at *Famous Dave's* Legendary Pit Bar-B-Que. Famous Dave's is located at 14452 Chantilly Crossing Lane, Chantilly, VA 20151, less than 1 mile from the Udvar Hazy Center.



Photo by Nancy Garwood



NBCC Lending Library Inventory

Current as of December 18, 2007

Submitted by Carl Root

No.	Title	Sponsor	Medium
1	Photo Retouching	Photoshop	Tape
2	Creating Great Grayscale Images	Photoshop	Tape
3	Color Correction Made Easy	Photoshop	Tape
4	Layers Techniques	Photoshop	Tape
6	Selections	Photoshop	Tape
7	Night Photography	Photoshop	Tape
8	Photoshop for Beginners	Photoshop	Tape
9	Masters of Wildlife, Frans Lanting	Nikon School	Tape
11	Masters of Photojournalism	Nikon School	Tape
12	Master of Portraiture	Nikon School	Tape
13	Masters of Action	Nikon School	Tape
14	Essence of Light	Nikon School	Tape
15	The Photographers	National Geographic	Tape
17	Field Techniques and Professional Tips	John Shaw	Tape
18	Effective Composition (Part 1)	John Shaw	Tape
20	Identifying, Organizing and Marketing your work	John Shaw	Tape
23	Successful Close-ups	John Shaw	Tape
24	On Location with Art Wolfe		Tape
25	Creative Outdoor Photography; Part 1	Galen Rowell	Tape
26	Creative Outdoor Photography; Part 2	Galen Rowell	Tape
28	Wacom Graphics Tablet	Photoshop	Tape
29	Mountain Memories	Jim Clark	Tape
30	Lighting Basics	Dean Collins	Tape
32	Creating Digital Art	Photoshop	CD
33	Working with Adjustment Layers	Photoshop	DVD
34	Masters of Travel	Nikon	Tape
35	Photographic Workshop	Vincent Versace	DVD
36	Photoshop Field Guide	John Shaw	CD

The following items are missing from our library and are currently unavailable:

5	Selection Secrets	Photoshop	Tape
10	Masters of Action, Various photographers	Nikon School	Tape
16	Understanding Exposure	John Shaw	Tape
19	Effective Composition (Part 2)	John Shaw	Tape
21	Nature Photography	John Shaw	Tape
22	Advanced Close-ups	John Shaw	Tape
27	Secrets of Photoshop Masters		DVD
31	Advanced Masking Techniques	Photoshop	DVD

Note: There are new Rules and Procedures for borrowing material from our media library. Please see the December *Lens and Eye*, Page 4, and the NBCC web site, <http://www.nbccmd.org/library.htm>, for the details of these rules.



“Body of Work” Critique Night a Success

On the December `12th Workshop night a “Body of Work” critique was held where members brought in a group of 5 – 8 images that were “related” and represented a collective “body of work”. The

members who attended seemed to really enjoy the venue and the images presented. An example of one of the Bodies of Work is given by Sigrid Vollerthun’s collection below:



Image 1



Image 2



Image 3

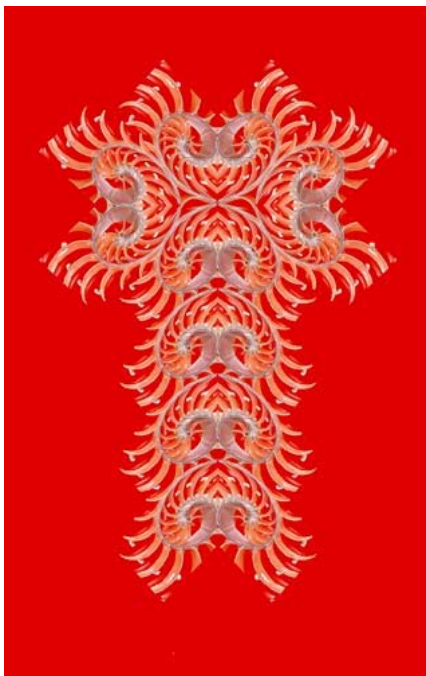


Image 4



Image 5




Image 6

These critique nights are very valuable opportunities for members to see other member’s works, hear constructive feedback on these images and their own images. Please plan to attend the next critique workshop meeting. Watch the NBCC schedule in the Lens and Eye or on the web site for the date (s).

Sandy Spring Museum Exhibit Update

Alan Sislen, Melissa Clark, Exhibits Committee

On Wednesday, January 9th, forty-six NBCC photographers will have their images featured in an exhibition opening that day at the Sandy Spring Museum entitled *Photographic Visions: Images from the North Bethesda Camera Club*.

The Museum is located at 17901 Bentley Road, Sandy Spring in Montgomery County, MD. Framed prints, ready for hanging, must be delivered to the Museum between 9 and 10 a.m. on Monday, January 7th, two days before the exhibit opens. The exhibit, which includes approximately sixty photographs in all, will remain up until Monday, March 31st.

An artists' reception will be held at the Museum on Sunday, January 13th, from 2 – 4 p.m. All Club members are invited to attend. The Museum will publicize the exhibit to its membership and through the Olney Gazette. All sales will be handled through the Museum, which will receive a 30% commission on any works sold.

Participating Club members will receive additional details via e-mail. We hope anyone interested in seeing these images will come to the reception on the 13th, or drop by during Museum hours, which are 9 am to 4 pm on Mondays, Wednesdays and Thursdays, and noon to 4 p.m. on Saturdays and Sundays.



Tim Grey

Reprinted with permission from Tim Grey

I discovered that by making the canvas size bigger the black border shows up on the edge of the canvas. This solves a printing problem I was having, but I don't understand where this border is coming from.

When you enlarge the canvas (Image > Canvas Size) for an image that has a Background image layer, the new area created around the image itself will be filled with the background color (defined by the color picker on the Tools palette). By default that means the new space will be white, which for a printed image means it will be "invisible". Of course, if you change the background color to something else, it means you'll have a border around your image (and this is how the Canvas Size option is used to create a matted image look by applying it multiple times with different colors).

January, 2008

If there isn't a Background image layer (for example, if you have double-clicked the layer and clicked OK to convert the layer to a "normal" layer) the new area added to the image will be transparent, regardless of the current background color.

Pat Bress Exhibit

Provided by Chuck Bress

Long time NBCC member Pat Bress will be having a show of her images at Leisure World, Clubhouse 2, through March 4, 2008. A reception will be held on January 4, 2008, from 1-3 PM in Clubhouse 2. Pat's artist's statement follows:

The Lens is Like an Eye Focusing on Emotions

The true lens of the camera is in the mind and heart of the photographer. This is the lens that lets us all appreciate the beauty of the world around us. The lens that looks at a sunset, a flower, a dramatic landscape or a smile of a child and really gets "turned on" is not the lens in front of the camera. Rather, it's the lens inside the photographer.

We all know about grammar in the English language. We know where to place the commas and the periods. What is important is to do as the writer does. He is not as concerned about where the comma goes as he is about the words flowing from his heart. The writer makes grammar the secondary thing, just as the photographer makes the mechanics a secondary thing and concentrates on the importance of what he's feeling and trying to "say" with his photographs.

Photographs speak in a strong language. They can bring out a person's raw emotions and can make someone happy, sad and even angry. Photographs can stir people to action or just make us feel good. They can make visible what others can only sense. Remember it's not the brush of the artist that produces the painting, not the bow of the violin that produces the music nor the pen of the poet that writes the sonnets nor the camera which produces the photograph.



Sunset Rule

To get a properly exposed sunset, meter the area directly above the sun (without including the sun). If you want the scene to look like it's a half-hour later, stop down by one f-stop, or set exposure compensation to minus one.

Electronic Competition 1st Place Winners
December 2007



Novice – Angelique Raptakis – Water and Rock



Advanced – José Cartas – Baby



Altered – Lucia Goldman – Warm and Cozy

Nature's Best Camera Club Contest

NBCC is planning to enter the "Camera Club" category of *Nature's Best* Windland Smith Rice International Competition for 2008. Kent Mason is heading up the activity, currently assisted by Tom Sullivan. We are looking for contributions from members in the following categories as specified by *Nature's Best*: Animal Antics, Art In Nature, Birds, Creative Digital, Endangered Species, Environmental Issues, Landscape, Oceans, People In Nature, Plant Life, Small World Spectaculars, Weather, Wildlife and Zoos & Aquariums.

This is a very prestigious contest with very stiff competition from all over the world. NBCC will be looking for it's BEST outstanding images possible. We are asking mem-bers who might have images in these categories that they feel are truly exceptional to consider providing them for entering into this contest. We will be looking for a balance in the above mentioned categories, so please look over the categories carefully when considering your entry (ies). Please send your images via e-mail to Tom Sullivan at sullyinmd@comcast.net in the same format you would send for a competition. Or bring them on a CD or USB drive to any meeting in January and give them to Kent or Tom. The deadline for the first submission is the Program meeting, January 30, 2008 We will use these for the selection process. We can submit 20 final images.

For the final submission, we will need the original RAW or Hi res Jpeg files in the early March timeframe. For more information about the contest, see their web site:

<http://www.naturesbestphotography.com/pages/categories.html>

So, go look at your library of images and find some of those great images that we know are out there in NBCC land.

**Sign Up For
Hospitality**

Sunrise/Moonset and Sunset/Moonrise times for Full Moons of 2008.

For those of you who would like to try to "shoot the full moon" sometime in 2008, here is a listing of the full (and almost full) moons for the year. A **red number** in the "Diff" column means when the sun sets (rises), the moon is not up.

Date	Sunrise	Moonset	Diff	Sunset	Moonrise	Diff	Azimuth
Times are EST	A.M.	A.M.	Min.	P.M.	P.M.	Min.	Set/Rise
Jan 21	7:23	6:52	-31	5:16	4:18	-58	
Jan 22	7:22	7:35(Full)	13	5:17	5:33	16	298/64
Jan 23	7:22	8:10	48	5:19	6:45	1:26	
Feb 19	6:55	6:08	-47	5:50	4:25	-1:25	
Feb 20	6:54	6:38	-16	5:51	5:35(Full)	-16	288/75
Feb 21	6:52	7:04	16	5:51	6:41	50	
Feb 22	6:51	7:27	36	5:53	7:45	1:53	
DalightSavTim							
Mar 20	7:11	6:30	-41	7:21	6:31	-50	
Mar 21	7:09	6:52	-17	7:22	7:34(Full)	12	268/96
Mar 22	7:08	7:14	6	7:23	8:46	1:23	
Mar 23	7:06	7:37	31	7:23	9:37	2:14	
Apr 18	6:27	5:19	-1:08	7:49	6:26	-1:23	
Apr 19	6:25	5:42	-43	7:50	7:27	-23	
Apr 20	6:24	6:06(Full)	-18	7:50	8:29	39	249/115
Apr 21	6:23	6:34	11	7:51	9:31	1:40	
Apr 22	6:21	7:06	45	7:52	10:32	2:40	
May 18	5:53	4:37	-76	8:17	7:23	-54	
May 19	5:52	5:07	-45	8:18	8:24(Full)	6	240/123
May 20	5:51	6:06	15	8:19	9:23	1:04	
Jun 17	5:42	4:24	-1:18	8:36	8:13	-23	
Jun 18	5:43	5:12	-31	8:36	9:03(Full)	27	233/126
Jun 19	5:43	6:07	24	8:37	9:47	1:10	
Jun 20	5:43	7:06	1:23	8:37	10:25	1:48	
Jul 16	5:56	3:59	-1:57	8:32	7:46	-46	
Jul 17	5:57	4:58	-59	8:31	8:25	-6	
Jul 18	5:58	6:01(Full)	3	8:31	8:59	28	240/117
Jul 19	5:59	7:05	1:06	8:30	9:28	58	
Aug 15	6:22	4:53	-1:29	8:02	7:30	-32	
Aug 16	6:23	5:59	-24	8:01	7:58(Full)	-3	249/106
Aug 17	6:24	7:04	40	8:00	8:22	22	
Aug 18	6:25	8:10	1:35	7:58	8:46	48	
Sep 13	6:48	4:49	-1:59	7:19	6:24	-55	
Sep 14	6:49	5:55	-54	7:17	6:49	-28	
Sep 15	6:50	7:02(Full)	12	7:16	7:14	-2	270/86
Sep 16	6:51	8:11	1:20	7:14	7:40	26	
Oct 13	7:16	5:51	-1:25	6:32	5:40	-52	
Oct 14	7:17	7:02	-15	6:30	6:08(Full)	-22	283/73
Oct 15	7:18	8:16	58	6:29	6:41	12	
Oct 16	7:19	9:33	2:14	6:28	7:22	54	
DST Ends; Times = EST							
Nov 12	6:48	6:06	-42	4:56	4:13	-43	
Nov 13	6:49	7:24(Full)	35	4:56	4:59	3	301/58
Nov 14	6:50	8:41	1:51	4:55	5:56	1:01	
Dec 11	7:17	6:11	-1:06	4:46	3:35	-1:11	
Dec 12	7:18	7:25(Full)	7	4:46	4:39	-7	305/55
Dec 13	7:18	8:30	1:12	4:47	5:52	1:05	

<http://aa.usno.navy.mil/data/docs/AltAz.php> ; Azimuth, Altitude data. given in true degrees, not magnetic

Results of Competition for December 2007 – Serenity

Competition Judge: Josh Taylor

Prints

Black and White - 11 entries

1 st	Chris Henessian	Lucy
2 nd	Alan Sisen	David and Leonard
3 rd	Judy Switt	Jenne Farm, Infrared
HM	John Villforth	Circle of Stone

Color, Novice – 3 entries

1 st	Marcia Loeb	Emerging Lotus
-----------------	-------------	----------------

Color, Advanced - 27 entries

1 st	Nikhil Bahl	Serene Reed
2 nd	Bob Dargel	Remembering
3 rd	Anita van Rooy	Inside Clematis
HM	Nikhil Bahl	Swans in Fog
HM	Cynthia Keith	Come Aside
HM	Cynthia Keith	Be Still and Know
HM	Bob Peavy	Evening Stroll



Fire Dept Wants Something

Barbara DeLouise found this sign whilst traveling the southwest Virginia countryside. I hope they fight fires better than they make signs!



Submitted by Barbara DeLouise

Quick Flash-fill Rule

When using an automatic flash unit that doesn't provide auto flash-fill ratios, set the flash's ISO dial to twice the ISO you're using. Meter the scene, select an f-stop, set the autoflash aperture to the same f-stop, and shoot. The resulting 2:1 flash-fill ratio will produce filled shadows one stop darker than the main subject.



Electronic

Novice – 10 entries

1 st	Angelique Raptakis	Water and Rock
2 nd	Angelique Raptakis	Orange Cloud
3 rd	Steve Gelband	Gas Works

Advanced - 45 entries

1 st	José Cartas	Baby
2 nd	Nikhil Bahl	Calm Water
3 rd	Janet Myder Hammack	Nap Time
HM	Nikhil Bahl	Trees in Fog
HM	Gordie Corbin	Rest in Peace
HM	Bruce Davis	Sunrise DSC_5115
HM	Dennis Green	Mr. Chang
HM	Evelyn Jacob	Bleeding Hearts
HM	Judy Switt	Woodbury Vermont
HM	Rebecca Tidman	Canadian Waters

Altered - 30 entries

1 st	Lucia Goldman	Warm and Cozy
2 nd	Tatiana Watson	Sea-enity
3 rd	Alex Guo	Columbine 3
HM	Gordie Corbin	Early Morning Stroll
HM	Gordie Corbin	End of the Day
HM	Gigi Halloran	Bridge
HM	Jim Hawkins	Solitude
HM	Carl Root	Red Shirt
HM	Anita van Rooy	Choalla 2
HM	Sigrid Vollerthun	Floating



Did You Know?

Anita van Rooy

Making the tone of one photo match another

Open the photo you want to repair or match. Find the photo you want it to match. Go back to the photo you want to repair or match and under the menu under Adjustments choose Match Color. At the bottom of the dialogue box choose the Source Photo that you want to match. As long as the preview button is turned on you will see the effect instantly. You can then use the Luminance slider to adjust the overall brightness or decrease the saturation. Very slick!!

If you have the new CS3 and use the wonderful Quick Selection tool try this: After selecting a small area of the subject you want to select hold Alt (Option) and trace around this subject not touching the part you want to select. This tells Photoshop what you do not want selected and then the further selection is going to be much quicker and more accurate.

Cumulative Scores for 2007-2008; Thru December, 2007

Black and White Prints

Advanced

48	Judy Switt
40	Alan Sislen
24	Chris Hanessian
12	Carl Root
10	Chuck Lee
8	Bob Peavy
8	Chuck Bress
6	John Villforth



Color Prints

Novice

26	Louise Roy
20	Marcia Loeb
17	John Grupenhoff
10	Dennis Green
10	Angelique Raptakis
6	Nancy Garwood

Advanced

27	Cynthia Keith
26	Nikhil Bahl
23	Anita van Rooy
20	Bill Richards
17	Luis Bustillos
16	Les Trachtman
15	Bob Dargel
12	Chris Henessian
12	Dan McDermott
12	Bob Peavy
10	Chuck Bress
8	Ed Kawczynski
6	Barbara DeLouise
6	John Villforth
6	Carl Root



Advanced Electronic

30	Gordie Corbin
26	Judy Switt
26	Rebecca Tidman
24	Nikhil Bahl
24	Kent Mason
19	David Davidson
18	José Cartas
16	Alex Guo
12	Mark Segal
10	Roy Sewall
9	Bill Wyckoff
8	Janet Myder-Hammack
6	Bruce Davis
6	Dennis Green
6	Bill Ho
6	Joel Hoffman
6	Carol Lee
6	Dan McDermott
6	Carl Root
6	Sigrid Vollerthun
6	Evelyn Jacob



Novice Electronic

35	Angelique Raptakis
25	Jean Yuan
24	Ira Adler
17	Steve Gelband
14	Nancy Garwood
14	Paul Taylor
12	Gigi Halloran
9	Jess Stansbury-McCargo
6	Martha Cain-Grady
6	Dennis Green
6	Dawn Sikkema

Altered Electronic

42	Tatiana Watson
36	Gordie Corbin
25	Jim Hammack
19	Lucia Goldman
18	Ira Adler
18	Dan McDermott
16	Kent Mason
14	Evelyn Jacob
8	Alex Guo
8	Ed Kawczynski
6	Nikhil Bahl
6	Willem Bier
6	Martha Cain Grady
6	Gigi Halloran
6	Jim Hawkins
6	Shereen Kopp
6	Janet Myder-Hammack
6	Carl Root
6	Anita van Rooy
6	Sigrid Vollerthun

Tim Grey Comment on Print Preview

Reprinted with permission from Tim Grey

You have spent two days now discussing workflow related to cropping and resizing. However, perhaps because it is "obvious," you have not mentioned any of the details related to resizing. In particular, are you a believer in the "rule" to resize in increments not exceeding 10% ? Also, what is your opinion of third party resizing tools such as Genuine Fractals ?

I didn't go into great detail about the resizing process because it is indeed relatively straightforward. The short explanation is to go to Image > Image Size in Photoshop. Make sure all three checkboxes at the bottom left of the dialog box are selected, and then enter values for Width, Height, and Resolution (use 360 for printing if you're not sure of what value to use), and click OK.

As you can tell from this explanation, I'm not a big believer in the "rule" to resize in 10% increments (often referred to as stairstep interpolation). I could easily

argue either position, either for or against, and be (I think) equally convincing). The bottom line is that one-step interpolation is actually quite effective. The only time I've seen a real appreciable difference using stairstep interpolation was when Unsharp Mask was applied partway through the process, and even then the difference was really quite minor especially when compared to the one-step interpolation with appropriate sharpening applied after the fact.

As for third-party tools like Genuine Fractals (www.ononesoftware.com), I find them to be very good, but generally unnecessary. The major benefit (in my mind) to Genuine Fractals is that it provides a much more user-friendly experience for resizing your images, asking you "real" questions about the image and output rather than asking you to enter a bunch of numbers. However, I don't find the results to be significantly better than the Bicubic interpolation in Photoshop (better, but not significantly, and I don't think most viewers could really see a difference in the final print).

2007 – 2008 NBCC Board of Directors, Standing, and Special Committees

President
Chuck Lee

Vice President
Tom Sullivan

Treasurer
Bob Dargel

Secretary
Jean Hanson

Directors
Joel Hoffman
Ross Emerson
Jim Hammack

Voting Members in Bold

Program & Judges

Nancy Garwood
Jim Hawkins
Ira Adler
Caroline Helou
Cynthia Keith
Ken Briefel

Workshop

Bob Peavy
Kent Mason
Carl Root
Evelyn Jacob
Jerry Weiss

Competition

Judy Switt
Tom Field Alan Sislen
Don Martell Nikhil Bahl
Carol Lee Bill Ho
Bill Richards

Hospitality

Gene Haddon
Louise Roy
Jean Yuan
Jim/Virginia Render
Mike Fleming

Field Trips

David Davidson
Jim Auerbach
Frank Herzog
Ed Kawczynski
John Barnes

Membership

Gordie Corbin
Judy Switt

Exhibits

Alan Sislen
Melissa Clark

Church Liaison

Janet Myder Hammack

Bulletin Editor

Tom Sullivan

Education & Training

Kent Mason

Webmaster

Tom Sullivan

Gallery

Carl Root

PSA Representative

Judy Burr

Club Equipment

Tom Field Judy Switt
Jim Hammack

Competition Image Review

Judy Switt Carol Lee
Anita van Rooy Tom Field

Photo Essay

Stu Mathison

Community Outreach

Joel Hoffman

Technical Advisor

Tom Field

Awards Event Coordinator

Catherine Honigsberg

Librarian

Carl Root



First Class Mail

North Bethesda Camera Club
8208 Scotch Bend Way
Potomac, MD, 20854

